

Ultraspec[®]

Retractor

The Original
Unbreakable*
Ultraspec[®]
Speculum



Ultraspec[®]
Sidewall
Retractor



NEW

SIDEWALL RETRACTOR SPECULUM - FOR AN UNOBSTRUCTED VIEW OF THE CERVIX
Easy and gentle displacement of vaginal sidewall prolapse without removing the speculum.

USAGE GUIDELINES



The Retractor is exclusively for use with Ultraspec[®] speculum.
Never insert Retractor without an Ultraspec[®] speculum in place.

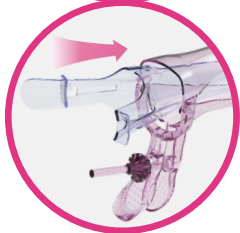
**NO NEED TO
REMOVE THE
SPECULUM TO
INSERT THE
RETRACTOR**



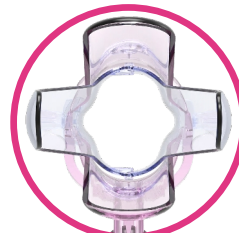
1. Select an appropriately sized Ultraspec[®] vaginal speculum.



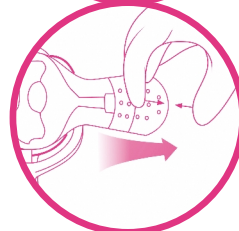
2. Operate speculum as normal, locking open at the optimum position with the smooth-spinning nut. (Minimum 75% from fully open)



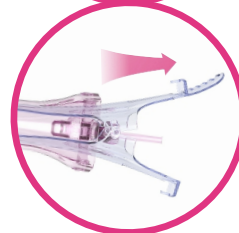
3. Should the cervix be obscured during vaginal examination, do not remove the speculum. Gently insert the side-wall Retractor into the rear aperture of the Speculum. (Inserting the Retractor gently displaces the sidewalls laterally)



4. Proceed with procedure with a clear unobstructed view of the cervix area. (Potential damage to the sidewalls from instruments is minimised by the spoon-shaped beaks.)



5. Upon completion of the procedure:
a. Gently withdraw the Retractor by pulling the single tab.



b. Once Retractor is removed, slowly release the speculum using the nut so blades are closed before withdrawing it.


c. Discard used devices in standard clinical waste after single-use.

The Old Problem:

Medical professionals report increasing incidences of vaginal sidewall prolapse as obesity increases which restricts visibility and access to the cervix during procedures.

The Retractor Solution:

By simply fitting the vaginal sidewall Retractor into an Ultraspec® Speculum, the sidewalls are gently displaced laterally and a clear view of the cervix is created.



Ultraspec®
Retractor



COST SAVING

Use one speculum for inspection and treatment.



UNOBSTRUCTED VIEW OF CERVIX

Fewer patients need to undergo procedures under a general anaesthetic, saving in excess of £300 and streamlining patient care.



PATIENT PROTECTION

100% insulated for safety. Can reduce the incidence of inadvertent / painful sidewall burns during cervical procedures.



TIME SAVING

Simply insert a second instrument instead of aborting the procedure.

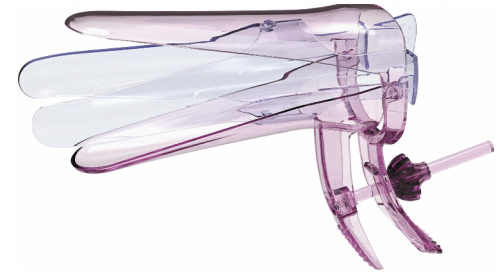




Ultraspec[®] Retractor

“With a population with a growing obesity issue and associated vaginal wall prolapse, this retractor enables us to obtain a clear view of the cervix and vagina”

*Mr M. Underwood
O&G Consultant*



Retractor in place within an Ultraspec[®] Speculum.

ORDER INFORMATION:

Description	Units	Product code	NHS code
Ultraspec [®] Vaginal Sidewall Retractor : Combo Kit Comes with Free Ultraspec [®] Vaginal Speculum	10+10	3USRPKC	Call for details
Ultraspec [®] Speculum Small, M477	20	3SUSPKC	FGR439
Ultraspec [®] Speculum Med, M478	20	3SUMPKC	FGR440
Ultraspec [®] Speculum Long-Large, M479	20	3SULPKC	FGR441

AVAILABLE FROM:

Call Splice Cast Ltd for your nearest distributor

Tel: +44 (0)1686 625 750

Call for a free sample today!

Splice Cast Ltd

Ultraspec - a product range of Splice Cast Ltd

t: +44 (0)1686 625 750

e: ultraspec@splicecast.co.uk

w: www.ultraspecmedical.com

Made and sterilised in the UK to ISO 13485.

The information in this leaflet is given in good faith. It is the responsibility of the user to determine the suitability of the product for their particular application.

* Speculum unbreakable in normal use.

For competent professional use only.

© Copyright Splice Cast Ltd 2016 - Ver C-0816

Patent Pending

products for the people who care![™]